



ACCUWEIGH

Onboard and Vehicle Weighing Systems

LOADCELL UNDERBODY WEIGHING SYSTEM

Includes Vehicle Stability Warning



DIN RADIO MOUNT INDICATOR

High Accuracy with Lasting Reliability

Specifically engineered onboard weighing systems for vehicles. The durable PM1155 Underbody Loadcells System is designed for high accuracy in rugged environments.

PM1155 Digital Weight Indicator

Specially engineered for onboard weighing, the PM1155 digital indicator is a versatile display designed to suit a variety of trucks from 1 tonne to 50 tonne GVW.

TipWatch

As standard, the PM1155 indicator combines precision weighing with "TipWatch" a vehicle stability program that alerts the driver to a potentially-unsafe stability condition, such as uneven ground or uneven load in the body. When uneven load distribution occurs, an alarm sounds and a warning flashes on the screen. The alarm is activated when the load is more than 40% off centre.

A highly-accurate junction box inclinometer measures the level of the ground or body* on which the vehicle stands. A continuous display tells the driver in degrees the angle of the chassis or body. Side-to-side slopes greater than 3 degrees, trigger an alarm sounder.

AxleWatch

Axle weights are displayed, alerting the driver to any axle overload infringement.

Mounting Versatility

The PM1155 is suitable for DIN radio mount, dash mount or trailer mount.



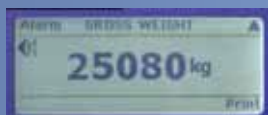
DIN Mount



Dash Mount



Trailer Chassis Mount



Gross Vehicle Weight



Net Payload Weight



Tipper Stability Program




Axle Weights

- High accuracy $\pm 0.5\%$ full scale or better
- Full loadcell systems
- Overload alarm, audible or visual
- Simple to operate
- Rugged for off-road use
- 1 - 50 tonnes GVW
- TipWatch
- AxleWatch

Retro-Compatibility

Analogue and digital CANbus combine for complete compatibility between old and new systems enabling easy-to-read on-screen error messages should a problem occur.



BODY-MOUNTED INCLONOMETER




FREEWEIGH HANDHELD REMOTE



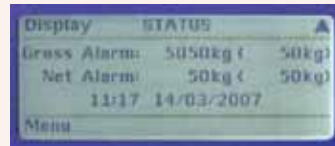
THERMAL PRINTER



Load Deliver or Collection



Easy to Set-up Menus



Alarm Set Points



User Defined Display

FEATURES	Standard	Option
Net payload/gross weight display	•	
Gross vehicle weight display	•	
TipWatch:- - Load stability indicator - Ground level inclinometer	•	
AxleWatch - axle weights	•	
Alarm - sounder	•	
Electrical installation	•	
CANbus and analogue	•	
Printer RS232 - out	•	
Password protection	•	
Inbuilt speaker	•	
Body mounted inclinometer		•
In-cab printer - thermal		•
Printer - heavy duty		•
Custom printer headers		•
FreeWeigh		•

Accuweigh Pty Ltd

WESTERN AUSTRALIA (HEAD OFFICE):
PHONE: (08) 9259 5535

SOUTH AUSTRALIA OFFICE:
PHONE: (08) 8447 5011

NEW SOUTH WALES (SYDNEY) OFFICE:
PHONE: (02) 9728 4877



www.accuweigh.com.au

VICTORIA OFFICE:
PHONE: (03) 9548 5554

NEW SOUTH WALES (NEWCASTLE) OFFICE:
PHONE: (02) 4966 8900

QUEENSLAND OFFICE:
PHONE: (07) 3265 5520